




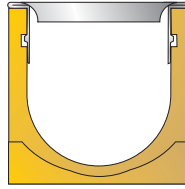
 **STORA-DRAIN**®  
**SELF** type SB

The polyester concrete drainage channel for use around the house




# SELF

Class A15 - B125  
SB100 - SB150 - SB200



The polyester concrete channels from the STORA-SELF range are the ideal solution for surface water drainage around private houses, garage doors, terraces and domestic driveways, due to their low weight and high strength. The channels are available in several widths and in 1m or 0,5m lengths. All channels are level invert and are connected by means of a tongue and groove jointing system. A wide range of overlay gratings is available with the system to suit a variety of applications.

The STORA-SELF channels type SB are suitable for loadings up to and including class B125.


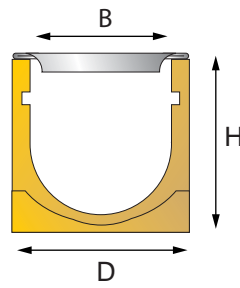


STORA-SELF is available as follows:

STORA-SELF	Width 100	Width 150	Width 200
A15	<input type="checkbox"/>	<input type="checkbox"/>	<input type="checkbox"/>
B125	<input type="checkbox"/>	<input type="checkbox"/>	<input type="checkbox"/>

# SELF

Class A15 - B125  
SB100 - SB150 - SB200



## CHANNELS LEVEL INVERT

### Type SB100 (B=100 | D=125)




Art. nr	H (mm)	L (m)	Weight (kg)	Vertical outlet on channel	Units per pallet (without grating)	Slotted grating galva	Slotted grating cast iron zigzag	mesh grating galva
S4444412	60	1	5,5	Ø110	120	<input type="checkbox"/>	<input type="checkbox"/>	<input type="checkbox"/>



### Type SB100 (B=100 | D=125)



Art. nr	H (mm)	L (m)	Weight (kg)	Vertical outlet on channel	Units per pallet (without grating)	Slotted grating galva	Slotted grating cast iron zigzag	mesh grating galva
S4444420	80*	1	5,7	Ø110	105	<input type="checkbox"/>	<input type="checkbox"/>	<input type="checkbox"/>




\*Height 80 mm = no possibility to anchor

### Type ECO SB100 (B=100 | D=125)



Art. nr	H (mm)	L (m)	Weight (kg)	Vertical outlet on channel	Units per pallet (without grating)	Slotted grating galva	Slotted grating cast iron zigzag	mesh grating galva
S4444488	100	1	6,5	1/2 -   1/2 Ø110		<input type="checkbox"/>	<input type="checkbox"/>	<input type="checkbox"/>
S4444483	100	1	6,6	Ø110	105	<input type="checkbox"/>	<input type="checkbox"/>	<input type="checkbox"/>

**S4444488 = mix SELF-ECO, with and without vertical outlet**

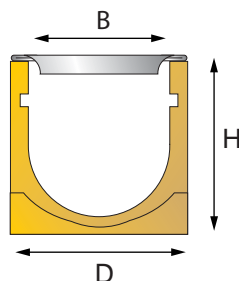


**S4444483 = SELF-ECO with vertical outlet on channel**



# SELF

Class A15 - B125  
SB100 - SB150 - SB200



## CHANNELS

### Type SB100 (B=100 | D=125)



Art. nr	H (mm)	L (m)	Weight (kg)	Vertical outlet on channel	Units per pallet (without grating)	Slotted grating galva	Slotted grating cast iron zigzag	mesh grating galva
S4444465	100	1	7,3	Ø110	105	<input type="checkbox"/>	<input type="checkbox"/>	<input type="checkbox"/>
S4100051	100	0,5	4,6	Ø110	-	<input type="checkbox"/>	<input type="checkbox"/>	<input type="checkbox"/>
S4444481	120	1	7,9	Ø110	100	<input type="checkbox"/>	<input type="checkbox"/>	<input type="checkbox"/>
S4444482	160	1	9,0	Ø110	105	<input type="checkbox"/>	<input type="checkbox"/>	<input type="checkbox"/>



### Type SB150 (B=150 | D=190)



Art. nr	H (mm)	L (m)	Weight (kg)	Vertical outlet on channel	Units per pallet (without grating)	Slotted grating galva	Slotted grating cast iron zigzag	mesh grating galva
S4300013	130	1	16,4	Ø160	45	<input type="checkbox"/>	<input type="checkbox"/>	<input type="checkbox"/>
S4300006	195	1	18,6	Ø160	45	<input type="checkbox"/>	<input type="checkbox"/>	<input type="checkbox"/>
S4300012	195	0,5	15,2	390x125	-	<input type="checkbox"/>	<input type="checkbox"/>	<input type="checkbox"/>



### Type SB200 (B=200 | D=240)

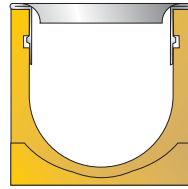


Art. nr	H (mm)	L (m)	Weight (kg)	Vertical outlet on channel	Units per pallet (without grating)	Slotted grating galva	Slotted grating cast iron zigzag	mesh grating galva
S4400013	130	1	19,9	Ø200	35	-	<input type="checkbox"/>	<input type="checkbox"/>
S4400006	240	1	25,1	Ø200	35	-	<input type="checkbox"/>	<input type="checkbox"/>
S4400012	240	0,5	17,8	390x125	-	-	<input type="checkbox"/>	<input type="checkbox"/>



# SELF

Class A15 - B125  
SB100 - SB150 - SB200



## GRATINGS FOR SELF - TYPE SB

(Colour and finishing of the gratings may vary from the images.)

### For channel SB100




Grating type	Material	Slots/Meshes	Class	Length	Weight (kg)	Art. N°
Slotted grating FIX-locking	Galvanised	10 mm	A15	1 m	1,5	S4211101
				0,5 m	0,8	S4211050



FIX system = integrated locking with 'bumps'



Slotted grating FIX-locking	Galvanised	6 mm	A15	1 m	1,5	S4211201
				0,5 m	0,8	S4211150



FIX system = integrated locking with 'bumps'



Slotted grating FIX-locking	Stainless steel	10 mm	A15	1 m	1,5	S4211102
				0,5 m	0,8	S4211051



FIX system = integrated locking with 'bumps'



Slotted grating Anchorage type IV	Stainless steel	6 mm	A15	1 m	1,5	S4200110
				0,5 m	0,8	S4200115



Slotted grating Anchorage type I or IV	Copper	10 mm	A15	1 m	2,3	S4200106
				0,5 m	1,1	S4200056




Slotted grating Anchorage type I or IV	Brass	10 mm	A15	1 m	2,2	S4200107
				0,5 m	1,1	S4200057



Slotted grating zigzag Anchorage type I	Cast iron *	10 mm	B125	0,5 m	2,4	S4200255
---	-------------	-------	------	-------	-----	----------

(\* Keep in mind thickness 8 mm of grating for installation purposes.



Slotted grating zigzag Anchorage type I	Cast iron *	6 mm	B125	0,5 m	3,1	S4200256
---	-------------	------	------	-------	-----	----------

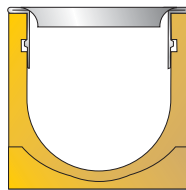
(\* Keep in mind thickness 8 mm of grating for installation purposes.



Mesh grating Anchorage type I	Galvanised	33 x 22 mm	B125	1 m	3,0	S4200004
				0,5 m	1,5	S4200005

# SELF

Class A15 - B125  
SB100 - SB150 - SB200



## For channel SB150



Grating type	Material	Slots/ Meshes	Class	Length	Weight (kg)	Art. N°
Slotted grating Anchorage type I	Galvanised	10 mm	A15	1 m	2,8	S4300103
				0,5 m	1,4	S4300053



Slotted grating zigzag Anchorage type I	Cast iron *	12 mm	B125	0,5 m	4,0	S4300255
---	-------------	-------	------	-------	-----	----------

(\* ) Keep in mind thickness 8 mm of grating for installation purposes



Mesh grating Anchorage type I	Galvanised	33 x 33 mm	B125	1 m	4,3	S4300004
				0,5 m	2,2	S4300005

## For channel SB200



Slotted grating zigzag Anchorage type I	Cast iron *	12 mm	B125	0,5 m	5,1	S4400255
---	-------------	-------	------	-------	-----	----------

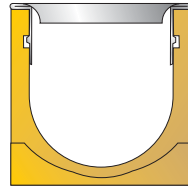
(\* ) Keep in mind thickness 8 mm of grating for installation purposes.



Mesh grating Anchorage type I	Galvanised	33 x 33 mm	A15	1 m	5,8	S4400004
				0,5 m	2,9	S4400005

# SELF

Class A15 - B125  
SB100 - SB150 - SB200

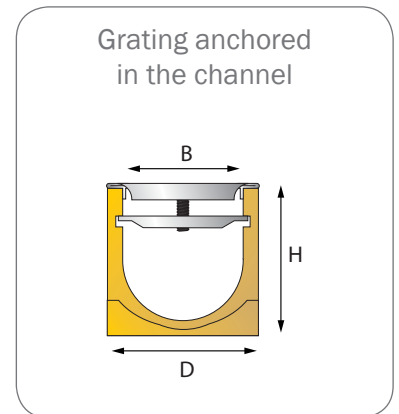
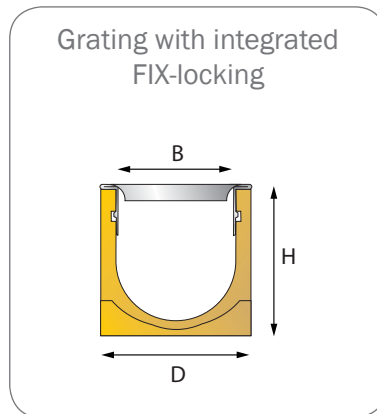
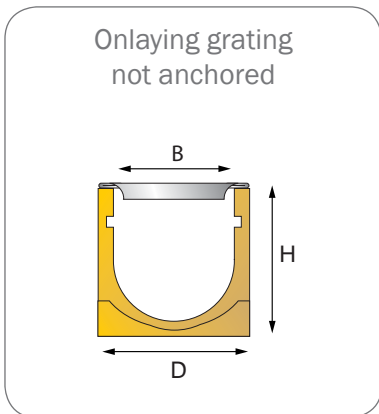


## ANCHORAGES

Anchorage type	Material	Anchorage	for channel type	Weight (kg)	Art. N°
I For slotted grating, mesh grating and cast iron grating	Galvanised	M8 x 40	SB100	0,1	S5000002
		M8 x 70	SB150	0,2	S5100002
			SB200	0,2	S5200002
IV For slotted grating in stainless steel, copper and brass	Stainless steel	M8 x 40	SB100	0,1	S5000045
		M8 x 70	SB150	0,2	S5100045
			SB200	0,2	S5200045

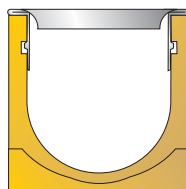
\*Height 80 mm = no possibility to anchor

## OVERVIEW LOCKING SYSTEMS



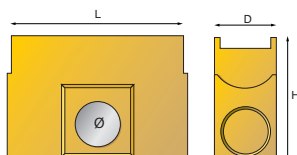
# SELF

Class A15 - B125  
SB100 - SB150 - SB200



## SUMP UNIT

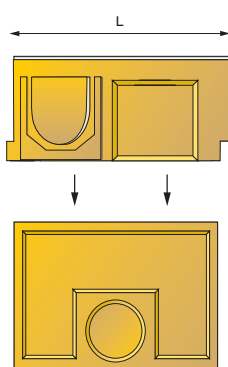
### SB100



Sump unit including galvanised bucket

TYPE	L (m)	H (mm)	Weight (kg)	Art.N°	Outlets
SB100	0,5	285	12,0	S4000002	Ø110

### SB150



Channel with rectangular vertical outlet

TYPE	L (m)	H (mm)	Weight (kg)	Art.N°	Outlets
SB150	0,5	195	15,2	S4300012	390x125

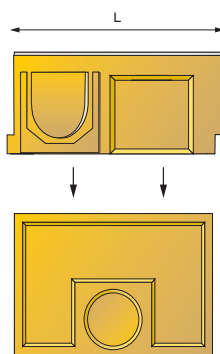
Gully

TYPE	L (m)	H (mm)	Weight (kg)	Art.N°	Outlets
SB150	0,5	350	22,5	S3000153	Ø110/Ø160/Ø200
SB150	0,5	700	34,1	S3000154	Ø110/Ø160/Ø200

Bucket

TYPE	L (m)	H (mm)	Weight (kg)	Art.N°	Outlets
SB150	-	350	2,8	S7000003	-
SB150	-	600	3,6	S7000004	-

### SB200



Channel with rectangular vertical outlet

TYPE	L (m)	H (mm)	Weight (kg)	Art.N°	Outlets
SB200	0,5	240	17,8	S4400012	390x125

Gully

TYPE	L (m)	H (mm)	Weight (kg)	Art.N°	Outlets
SB200	0,5	350	22,5	S3000153	Ø110/Ø160/Ø200
SB200	0,5	700	34,1	S3000154	Ø110/Ø160/Ø200

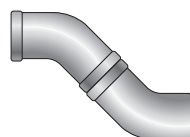
Bucket

TYPE	L (m)	H (mm)	Weight (kg)	Art.N°	Outlets
SB200	-	350	2,8	S7000003	-
SB200	-	600	3,6	S7000004	-

### Foul-air trap



S7000010



S7000005  
S7000006  
S7000007

Dia.	For sump unit	Weight (kg)	Art.N°
Ø110	SB100	0,1	S7000010
Ø110	SB150, SB200	1,0	S7000005
Ø160	SB150, SB200	3,2	S7000006
Ø200	SB150, SB200	4,0	S7000007

### Foul-air trap with leaf catcher

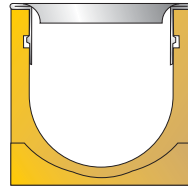


Dia.	for channel	Weight (kg)	Art.N°
Ø110	fits in every channel SB100	0,3	S6000003



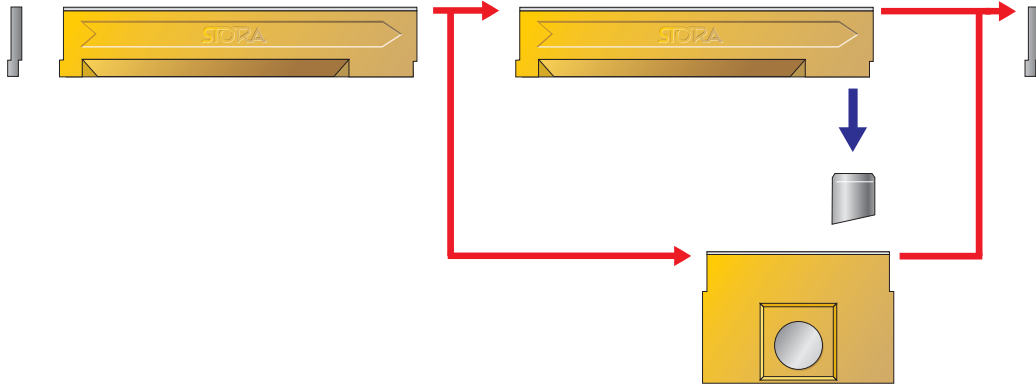
# SELF

Class A15 - B125  
SB100 - SB150 - SB200

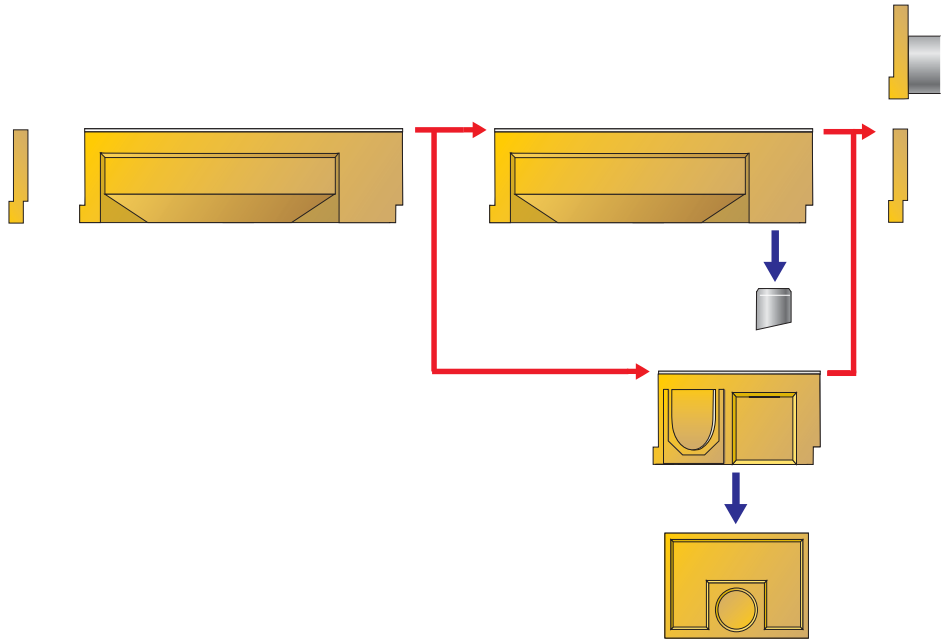


## HOW DO YOU MAKE UP A CHANNEL RUN ?

SB100



SB150/200



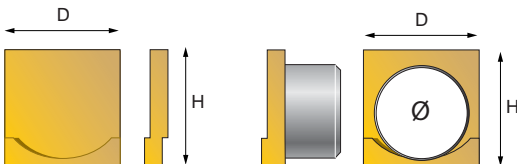
## ENDCAPS (with or without outlet)



S4110012

System SB100: PE

System SB150/200: Polyester concrete

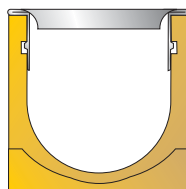


for channel TYPE	N°	Height (mm)	Weight (kg)	Art.N°	Integrated Outlet
SB100	-	60	0,1	S4110015*	-
SB100	-	80	0,1	S4110016*	Ø50
SB100	-	100	0,1	S4110012*	Ø50/70/80
SB100	-	120	0,1	S4110013*	Ø50/70/80
SB100	-	160	0,1	S4110014*	Ø50/70/80
SB150	-	195	2,4	S4300002	-
SB150	-	195	2,3	S4300003	Ø110
SB200	-	240	3,7	S4400002	-
SB200	-	240	3,0	S4400003	Ø160

(\*endcap in PE)

# SELF

Class A15 - B125  
SB100 - SB150 - SB200



## POLYESTER CONCRETE FOOTER BOX WITH GALVANISED PROFILE


Indoor and outdoor use | galvanized profile



Length (mm)	Width (mm)	Weight (kg)	Art. N°	mesh grating	expanded metal grating
600	400	12,7	S4900031	<input type="checkbox"/>	<input type="checkbox"/>
750	500	16,5	S4900032	<input type="checkbox"/>	<input type="checkbox"/>


## GRATINGS FOR FOOTER BOX

Mesh grating



Dimensions (mm)	Material	Weight (kg)	Art. N°
600 x 400	galvanised	4,8	S4900601
750 x 500	galvanised	7,3	S4900602

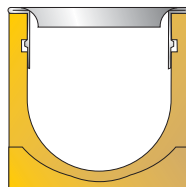
Expanded metal grating



Dimensions (mm)	Material	Weight (kg)	Art. N°
600 x 400	galvanised	3,2	S4900701
750 x 500	galvanised	4,7	S4900702

# SELF

Class A15 - B125  
SB100 - SB150 - SB200



## GARDEN GULLY IN POLYESTER CONCRETE WITH CAST IRON GRATING 125KN

Gully for garden with outlet  $\varnothing 110$



Cast iron grating

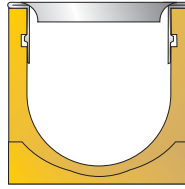
Foul-air trap and bucket: delivered as standard accessories with the garden gully

Length (mm)	Width (mm)	Height (mm)	Poids (kg)	Art. N°
273	273	367	18,95	S4900002



# SELF

Class A15 - B125  
SB100 - SB150 - SB200



## SPECIFICATIONS (BASIC TEXT WITH OPTIONS) SELF - TYPE SB

### Width 100

- channel in polyester concrete
- height of the channels: 60 - 80 - 100 - 120 - 160 mm

#### Options STORA-SELF W100:

- sump unit
  - with bucket in galvanised steel
  - with or without foul-air trap (dia. Ø110)
- gratings: - slotted grating in:
  - galvanised steel class A15 (with integrated FIX-locking) - 10mm slot
  - galvanised steel class A15 (with integrated FIX-locking) - 6mm slot
  - stainless steel class A15 - 10mm slot
  - stainless steel class A15 - 6mm slot
  - copper class A15
  - brass class A15
  - ductile iron class B125
- mesh grating in galvanised steel class B125
- anchorages: "FIX"system or anchorage type I or IV

### Width 150 and 200

- channel in polyester concrete

#### Options STORA-SELF W150 and W200:

- four- way junction with rectangular vertical outlet and gully, height 350mm or 700mm:
  - with bucket in galvanised steel
  - with or without foul-air trap (dia. Ø110, Ø160 or Ø200)
- slotted grating in galvanised steel class A15 (width 150)
- mesh grating in galvanised steel class B125 (width 150) and class A15 (width 200)
- ductile iron slotted grating class B125
- anchorage type I or IV



 STORA-DRAIN



IMCOMA S.A.

Zwaarveld 32

(B) 9220 Hamme

Tel.: +32 52 49 98 99

Fax: +32 52 47 07 76

E-mail: [info@imcoma.com](mailto:info@imcoma.com)

[www.stora-drain.be](http://www.stora-drain.be)