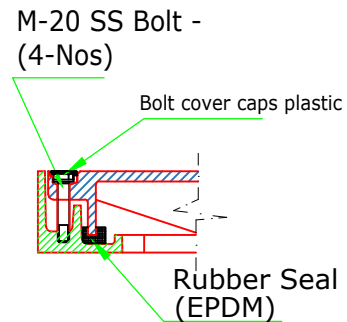
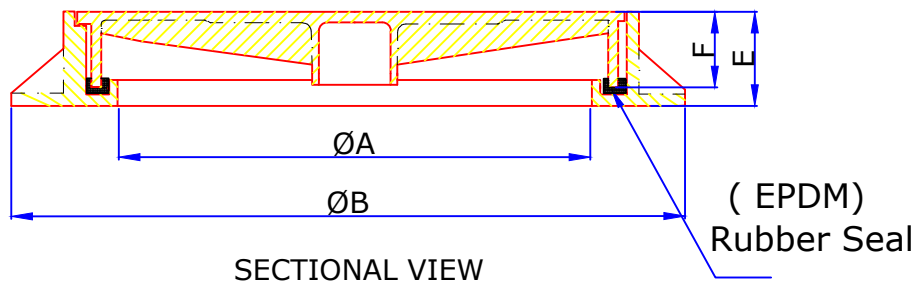


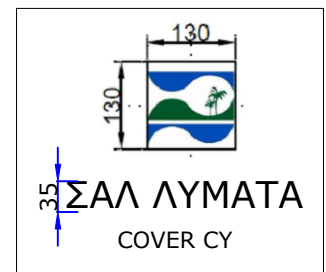
PLAN OF COVER & FRAME



Sectional View -M  
Lockable Area



SECTIONAL VIEW



Covers are paint with epoxy paint 200 microns

Access covers manufactured from ductile cast iron in accordance to standards ISO 1083 (grate 500-7) and EN1563. Load classification D400 to EN124. It is provided with 2 closed keyways to allow removal by means of a hook. Frame incorporating a rubber seal to prevent noise and vibration (non-rocking). 4 anchoring holes can be fixed to the frame to brickwork as necessary.

Bolt & Paint		Weight (kg)	
Bolt	M-20 SS Bolt	Cover	50.0 kg
Paint	Epoxy	Frame	31.0 kg

CODE	CLEAR OPENING Ø A (MM)	OVER BASE ØB (MM)	FRAME HEIGHT E (MM)	LOADING kN	DEPTH OF INSERTION F (MM)	STANDARD
DA-4	Ø600	Ø 800	100	400 kN	87	EN 124-2015

DATE : 13/1/2022	<b>DESCRIPTION :</b> 600 MM DIA CLEAR OPENING DUCTILE IRON LOADING CLASS E 400kN CIRCULAR SINGLE SEAL COVER & FRAME WITH RUBBER SEAL & BOLTED.	REV : 01
DRAWN BY : MC		SCALE : NTS
CHECKED BY: PC		ALL DIMENSIONS ARE
APP.BY: PC		IN MM